


ESECUZIONE
ANTIDIFLAGRANTE 

CE 0722  II 2 GD Ex de IIC T5 Ex tD A21 IP66

EX
CODE

CERTIFICAZIONE 



CESI 03 ATEX 115

CERTIFICATE

IECEx CES 11.0032

TR CU

DIRETTIVA

2014/34/UE

DIRECTIVE

NORME

EN 60079-0 - EN 60079-1 - EN 60079-11 - EN 61241-0 - EN 61241-1

STANDARDS

INSTALLAZIONE (secondo le EN 60079.14)

zona 1 - 2 - 21 - 22

(according to EN 60079.14) INSTALLATION

CARATTERISTICHE

Le unità di comando e controllo serie I... sono costruite in acciaio inox e sono adatte a contenere apparecchiature elettriche come segnalazione e comando. Possono essere installate sia a bordo macchina che a distanza e vengono impiegate nelle industrie chimiche, petrolchimiche, farmaceutiche. Oltre agli standard indicati di seguito, Cortem Group offre una vasta gamma di accessori fornibili su specifica del cliente.

CONSTRUZIONE

Custodia in acciaio inox.
Guarnizioni in neoprene.
Tutta la viteria è in inox qualità min 8.8.
Pressacavo in ottone nichelato tipo REV11B.
Tensione nominale: 24 Vac/dc.

ACCESSORI A RICHIESTA

Altri modelli.
Guarnizioni siliconiche.

FEATURES

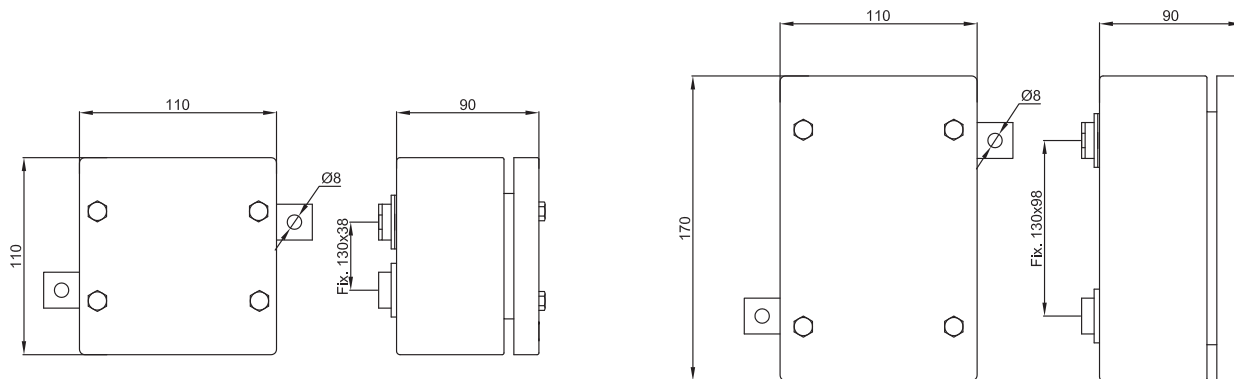
I... series control station are made in stainless steel and they are ideal to house electrical equipment as control and signalling devices. They can be installed onboard machines or at distance and they are used in chemical, petrochemical and pharmaceutical industries. In addition to the standard models described below, Cortem Group offers a wide range of other customized options.

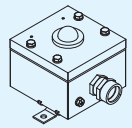

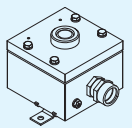
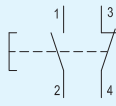
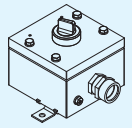
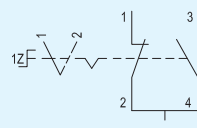
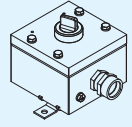
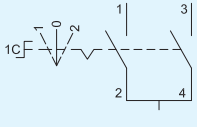
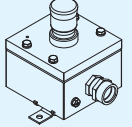
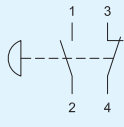
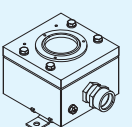
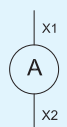
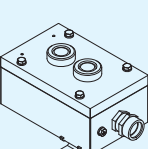
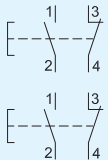
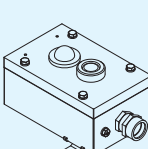
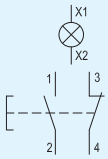
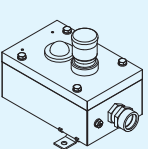
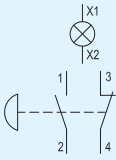
CONSTRUCTION

Enclosure in stainless steel.
Neoprene gaskets.
Stainless steel screws with a minimum quality 8.8.
Cable gland in nickel plated brass type REV11B.
Rated voltage: 24 Vac/dc.

ACCESSORIES UPON REQUEST

Other models.
Silicone seals.



Codice Code	Schema elettrico Wiring diagram	Descrizione Description	Prezzo Price
I1T01R9 		Custodia tipo SA111108SS con una spia led rossa a 24Vac/dc. Enclosure type SA111108SS with red indicator led 24Vac/dc.	
I1T01R3 		Custodia tipo SA111108SS con un pulsante rosso 1NO+1NC. Enclosure type SA111108SS with red pushbutton 1NO+1NC.	
I1T011Z 		Custodia tipo SA111108SS con un selettore a due posizioni 1NO+1NC. Enclosure type SA111108SS with two positions switch 1NO+1NC.	
I1T011C 		Custodia tipo SA111108SS con un selettore a tre posizioni 2NO. Enclosure type SA111108SS with three positions switch 2NO.	
I1T01F3 		Custodia tipo SA111108SS con un pulsante di emergenza a fungo con blocco 1NO+1NC (quando premuto girare per rilasciare). Enclosure type SA111108SS with one red mushroom emergency pushbutton 1NO+1NC (when pressed turn to release).	
I1T02A I1T02V 		Custodia tipo SA111108SS con Amperometro (1A, scala 3-5 In) o con Voltmetro (scala 0-600 V) Enclosure type SA111108SS with Amperometer (1A, scale 3-5 In) or Voltmeter (scale 0-600)	
I2T07R3V3 		Custodia tipo SA171108SS con due pulsanti (rosso e verde) 1NO+1NC. Enclosure type SA171108SS with two push buttons (red and green)	
I2T07R9R3 		Custodia tipo SA171108SS con una spia led rossa a 24Vac/dc e un pulsante rosso 1NO+1NC Enclosure type SA171108SS with red indicator led 24Vac/dc and red push button 1NO+1NC .	
I2T07R9F3 		Custodia tipo SA171108SS con una spia led rossa a 24Vac/dc e un pulsante di emergenza a fungo 1NO+1NC Enclosure type SA171108SS with red indicator led 24Vac/dc and red mushroom emergency pushbutton 1NO+1NC	